

Diabetes Care in Chicago



Grazia Aleppo, MD



Naomi Fogel, MD



Laura Levin, DO



T1D QI Learning Sessions 2024 CHICAGO

Grazia Aleppo, MD
Professor of Medicine
Feinberg School of Medicine
Chicago



Collaborative Clinic Profile

Clinic	Multidisciplinary Team Members	Volume & Insurance Estimates	Contact Names
Northwestern University/ Northwestern Medicine Endocrinology	<ul style="list-style-type: none">• 12 Board certified endocrinologists• 4 APPs (3 NP and 1 PA)• 6 RNs• 3 MAs• 1 RN, CDCES• 2 RD, CDCES• 1 Social worker• 4 Fellows	<ul style="list-style-type: none">• ~1700 patients with primary diagnosis of T1DM• 4200 type 1DM visits/year• 77 % private insurance• 21% public insurance (CMS, Medicaid)• 2% self-pay • White 67.7%• Black 9%• Other 6.6%• Declined 12.8%• Asian 3%• American Indian 0.3%	<p>Site PI & Medical Director of Diabetes Training and Education Program Grazia Aleppo, MD aleppo@northwestern.edu</p> <p>Site Coordinator Stefanie Herrmann S-herrmann@northwestern.edu</p>

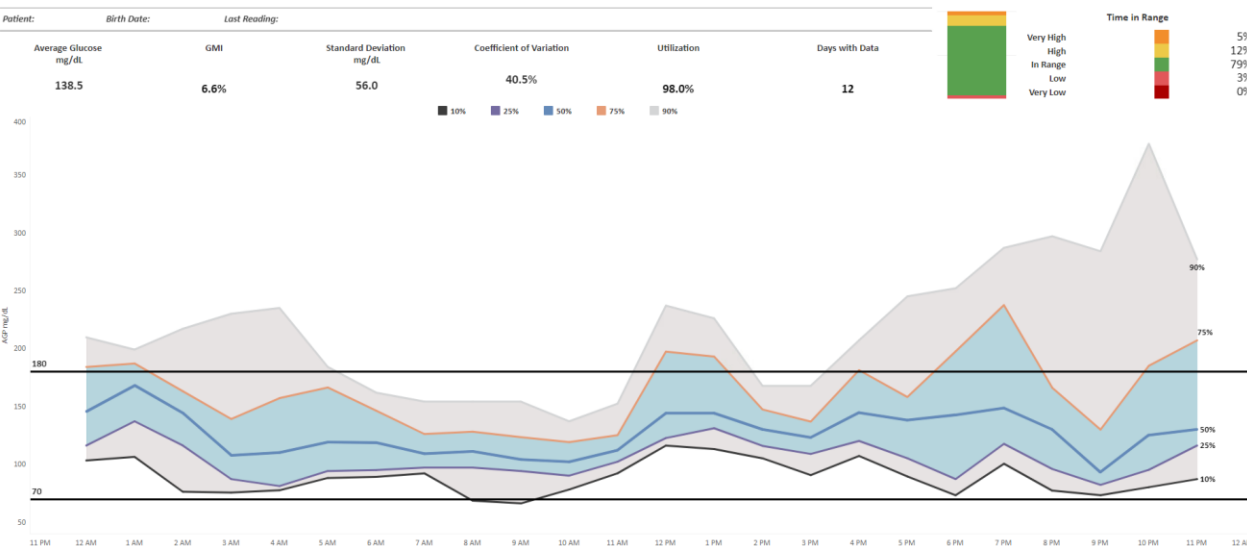
NU/NM Endocrinology

98% CGM use in type 1 DM

50% CGM use in type 2 DM

High AID systems use >70% of our Type 1 DM patients

Integration of Dexcom CGM in Epic HER designed by our analysts




Is this supporting a billable interpretation (CPT 95251)? **{Yes/No Charge:43643}**

Yes - Charge
No - No charge

11/20/2023 to 12/3/2023


% time CGM device is active (>70% /14 days):	92.2 %
% time CGM device is active based on days with data:	92.2 %
Days with Data:	14 days
Mean glucose:	128 mg/dL
Glucose management indicator (GMI) %:	6.4 %
TAR % >250 mg/dL (<5%; <1 h 12 min):	0 %
TAR % 181-250 mg/dL (<25%; <6 h):	8.1 %
TIR % 70-180 mg/dL (>70 %; 16 h 48 min):	91.2 %
TBR % 69-54 mg/dL (<4%; <1 h):	0.6 %
TBR % <54 mg/dL (<1%; <15 min):	0 %
Glycemic variability (%CV)(=36%):	26.1 %











Thank You



Ann & Robert H. Lurie Children's Hospital of Chicago Diabetes Program

November 11, 2024

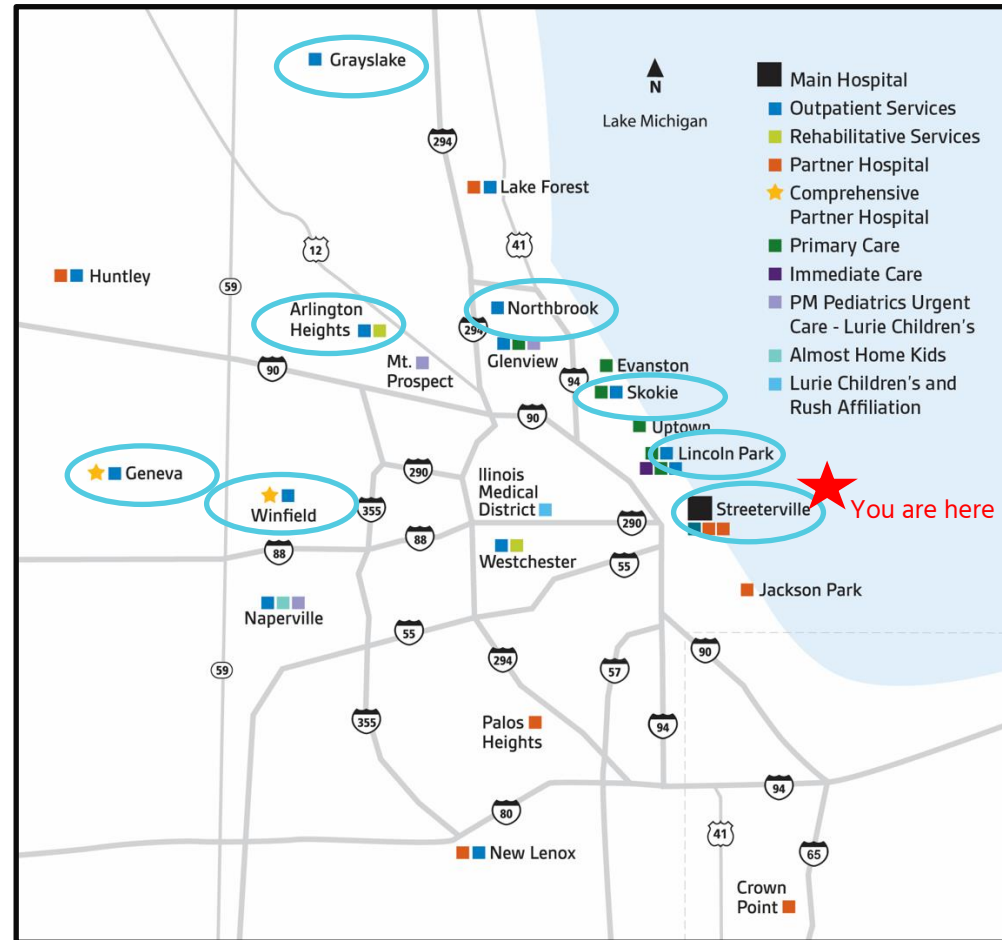
T1D Exchange QI Collaborative

Locations

Main campus in downtown Chicago

Satellite sites in northern and western suburbs (total of 8 diabetes clinic sites)

Partnership with LaRabida Children's Hospital with sites south of the city



Patient Demographics

~1250 established Type 1 and 550 established Type 2 patients

- 150-200 new diagnoses per year (Type 1), 80 new Type 2 in 2023

Estimated 40-50% Medicaid

Approximate racial/ethnic breakdown

- Type 1
 - 27% Hispanic
 - 11% Black/Non-Hispanic
- Type 2
 - 62% Hispanic
 - 23% Black/Non-Hispanic



Diabetes Program Staff

Diabetes Team

- 14 Attending Physicians
- 5 Endocrine Fellows
- 3 Nurse Practitioners
- 15 Diabetes Nurses
 - 11 w/CDCES
- 5 RDs (2 CDCES)
- 2 Psychologists
- 3 Social Workers








Joined T1D Exchange QI Collaborative in January 2021

Our Team

Diabetes Program Attendings

				
Apoorva Aekka, MD	Mónica Bianco, MD	Sean DeLacey, MD	Justin Dey, MD	Abigayil Dieguez, MD
				
Naomi Fogel, MD	Naomi Gunaratne-Breaux, MD	Farah Khatoon, DO	Juan Lado, MD	Laura Levin, DO
				
Mary McCauley, MD	Jennifer Miller, MD	Guido Mora Calderon, MD	Anita Swamy, MD	

FELLOWS

				
Claire Moore, MD 3 rd Year	Jacob Miller, DO 2 nd Year	Margaret Wu, MD 2 nd Year	Abigael Finkle, MD 1 st Year	Tatiana McIntyre, MD 1 st Year

Our Team

DIABETES NURSES/EDUCATORS



Maria Chiappetta
Inpatient Diabetes
Educator



Sydney Fava
Inpatient Diabetes
Educator



Roxane Finegan
Inpatient Diabetes
Educator



Molly Fruecht
Outpatient Diabetes
Educator



Shirley Goodman
Outpatient Diabetes
Educator



Anna Jenkins
Diabetes Educator



Patrycja Kosacka
Outpatient Diabetes
Educator



Kassidy Mooney
Diabetes Educator



Celia Morelos
Outpatient Diabetes
Educator



Kaitlin Perri
Outpatient Diabetes
Educator



Paula Petrie
Inpatient Diabetes
Educator



Carol Pumfery
Inpatient Diabetes
Educator



Ericka Romo
Outpatient Diabetes
Educator



Abbie Stelnicki
Outpatient Diabetes
Educator



Bernadette Zalinski
Outpatient Diabetes
Educator

Our Team

ADVANCED PRACTICE PROVIDERS (APPs)



Cristina Cacciatore

Sara Fruendt

Lucya Jaramillo


MEDICAL ASSISTANTS



Bricia Moreno

Jade Saldana

PSYCHOLOGISTS



Jill Weissberg-Benchell, PhD

Kelsey Howard, PhD

Jillian Merrick, PhD

SOCIAL WORKERS



Megan Forby Inpatient

Carly Heutel Outpatient, High Risk Diabetes

Meghan McKinney Endo-Grayslake

DIETITIANS



Lisa Arteaga

Kelsey Curry

Suzanne "Maggie" McKay

Nicole Michehl

Kathy Pisabaj



Lurie Diabetes Clinic structure

Diabetes nurse (CDCES) + provider (MD/DO and APN) pairs

- Nurse sees patient first and fills out flowsheet, initial review of data
- Discuss with provider and other available team members (RD, SW, psych)
- Provider sees patient / other team members see patient

Pilots in progress

- Diabetes only clinic (vs diabetes/endo mix)
- Alternating visits with APN every 3 months
- First follow up clinic
- Specialty clinics – type 2, screening, transition

[Click here for the Lurie Clinic Tour!](#)

