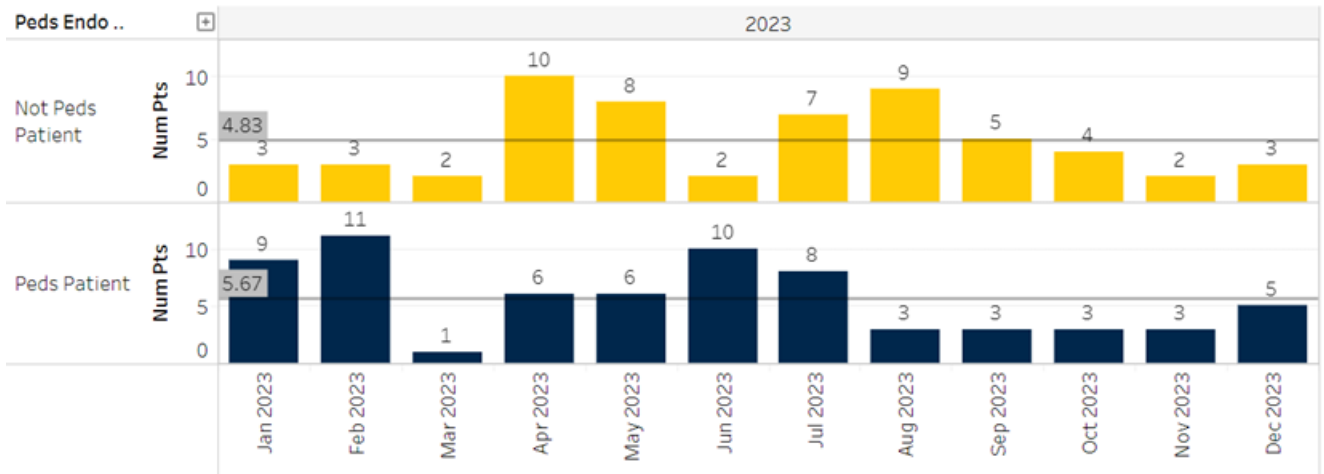


Adult Retention Tracking Examples:

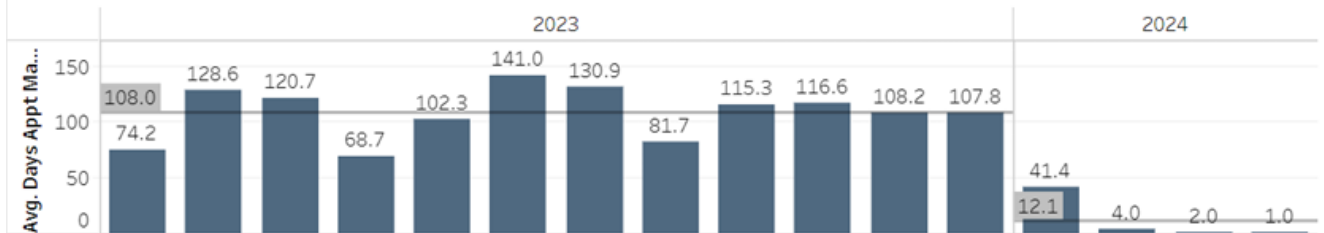
University of Michigan Adult

Number of Referrals

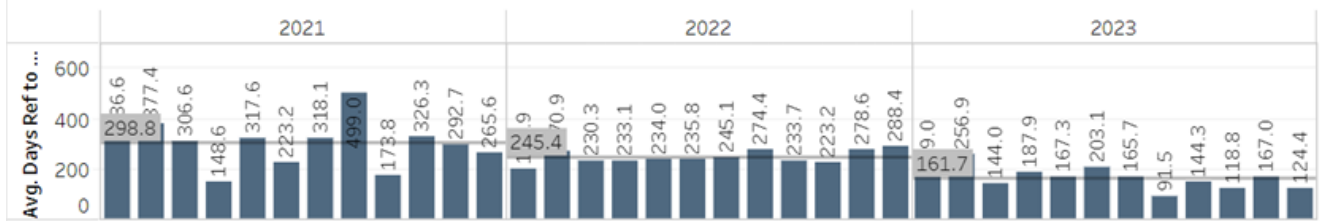
This is the number of referrals regardless of whether a patient has been seen in MEND yet. Yellow bars represent the patients not from pediatrics and blue bars represent the patients from pediatrics. Select a bar or the month at the bottom to see the list of patients below. Click background to unselect.



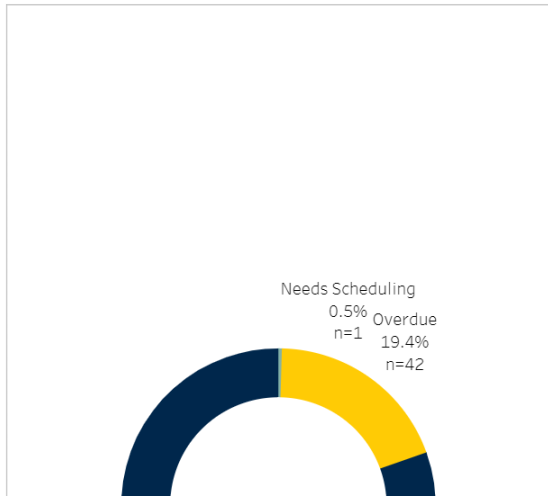
Average Days from Appt Made Date to MEND Visit



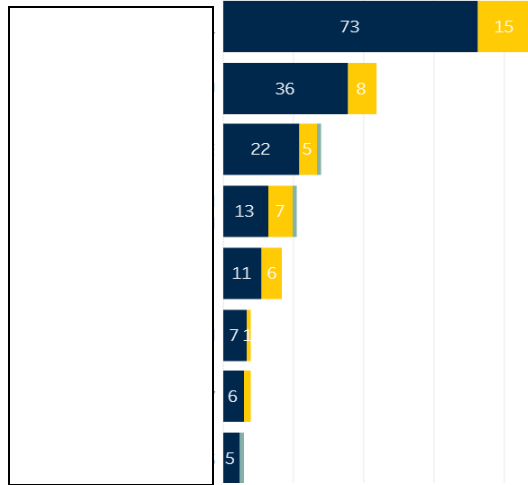
Average Days from Referral Date to MEND Visit



5/5/2024 4:26:28 PM



(E)Visit MD



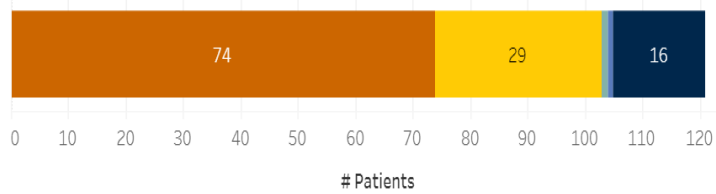
_Appt Status
Needs Scheduling
Overdue
Scheduled

Pediatric Endocrinology Patients referred but who have not yet had a visit with MEND

Click on colored part of bar graph to filter to pts in each category. To show all patients click the axis of the bar graph.

_Needs

- No Class/Next Visit MEND
- Class Scheduled or Completed/Next Visit MEND
- Class Scheduled or Completed/Next Visit PEND
- Class Completed/Needs MEND Visit Scheduled
- Needs Class Scheduled/Needs PEND Visit



n=121