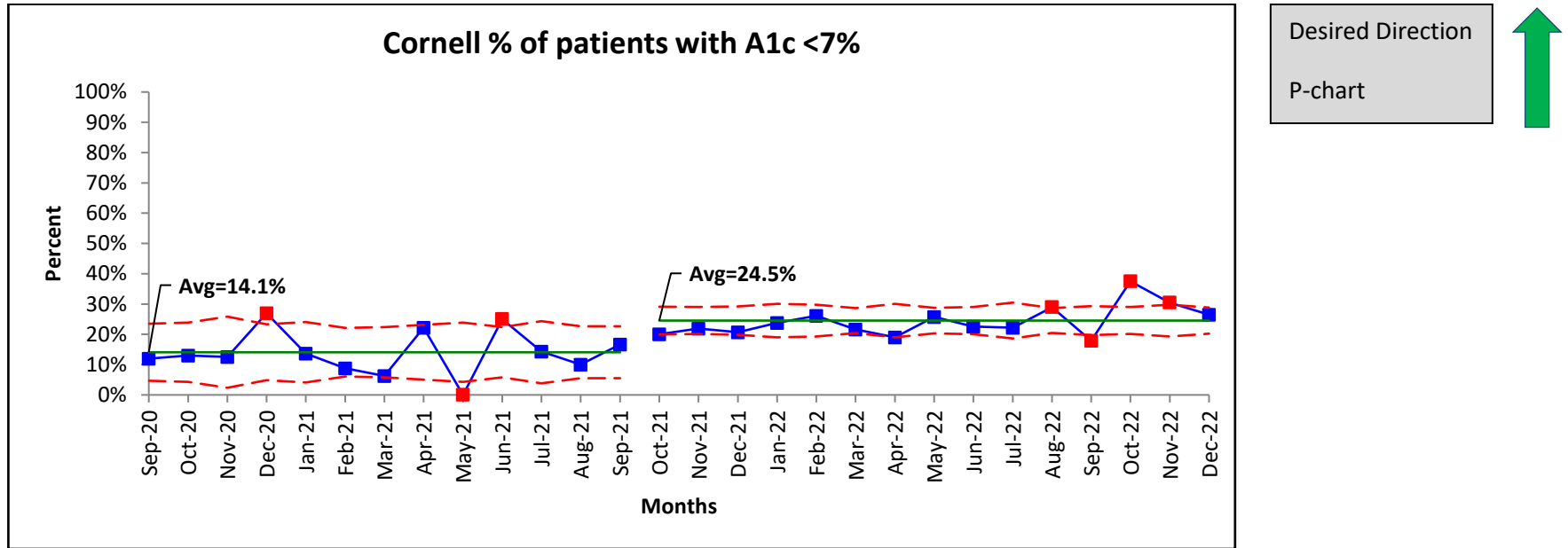


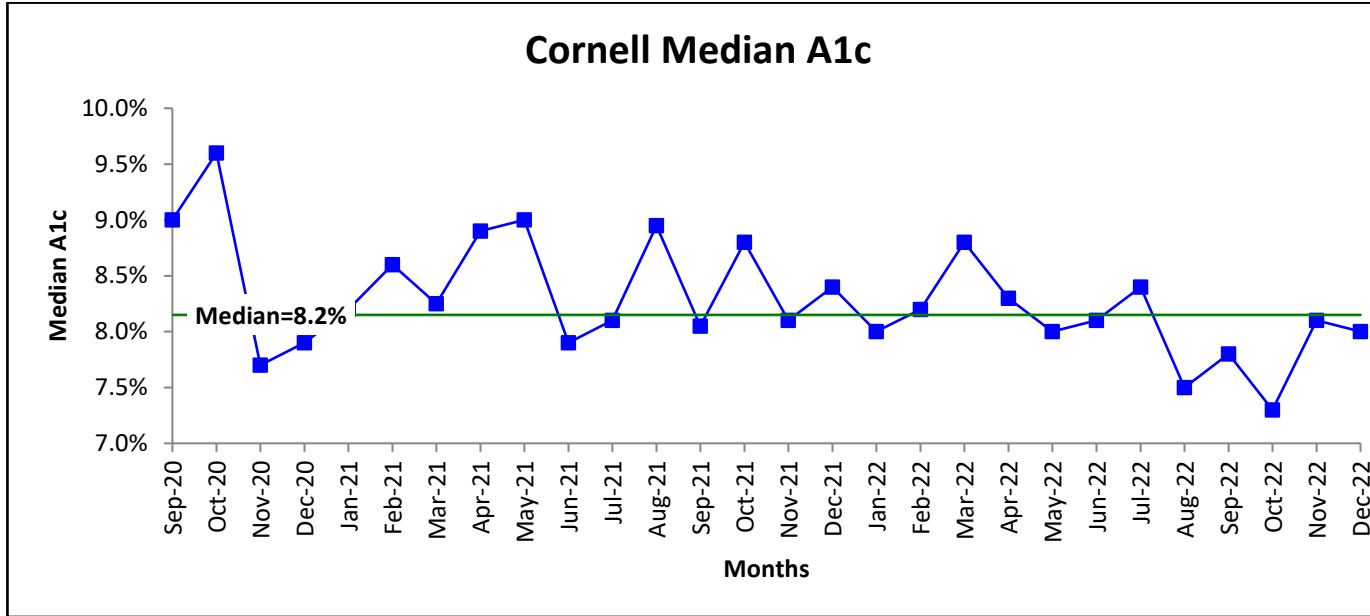
Weill Cornell February 2023 Dashboard

(Higher rankings indicate desired direction, e.g., 1st of 25 indicates your site is performing most ideally compared to other T1DX-QI pediatric sites)



	2020				2021												2022											
	Sep	Oct	Nov	Dec	Jan	Feb	Mar	Apr	May	Jun	Jul	Aug	Sep	Oct	Nov	Dec	Jan	Feb	Mar	Apr	May	Jun	Jul	Aug	Sept	Oct	Nov	Dec
T1D Population	25	23	16	26	22	34	32	27	23	32	21	30	30	30	32	29	21	23	37	21	35	31	18	38	28	32	23	34
HbA1c<7%	3	3	2	7	3	3	2	6	0	8	3	3	5	6	7	6	5	6	8	4	9	7	4	11	5	12	7	9

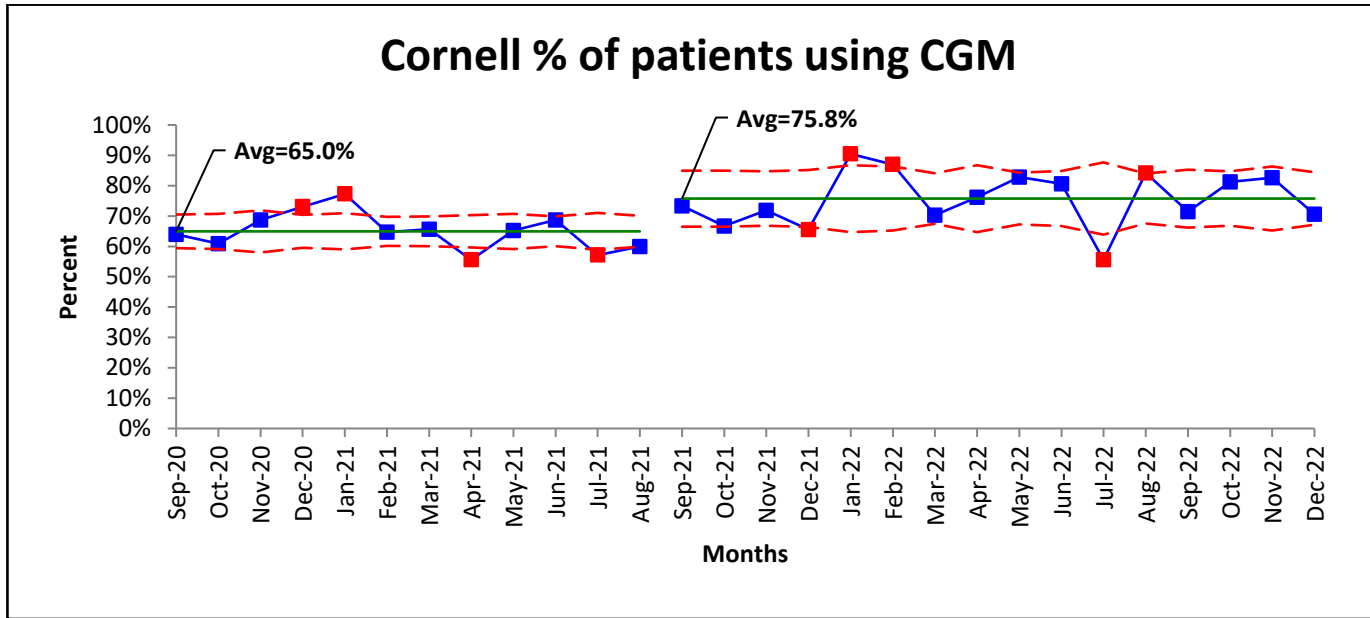
Weill Cornell is ranked 2nd among 24 T1DX-QI pediatric clinics on A1c <7%. The T1DX-QI goal is 25%.



Desired Direction
 Run chart

	2020				2021												2022											
	Sep	Oct	Nov	Dec	Jan	Feb	Mar	Apr	May	Jun	Jul	Aug	Sep	Oct	Nov	Dec	Jan	Feb	Mar	Apr	May	Jun	Jul	Aug	Sept	Oct	Nov	Dec
Median A1c	9.0	9.6	7.7	7.9	8.2	8.6	8.3	8.9	9.0	7.9	8.1	8.9	8.1	8.8	8.1	8.4	8.0	8.2	8.8	8.3	8.0	8.1	8.4	7.5	7.8	7.3	8.1	8.0

Weill Cornell is tied for 11th among 24 T1DX-QI pediatric clinics on median A1c. The T1DX-QI goal is <8%.

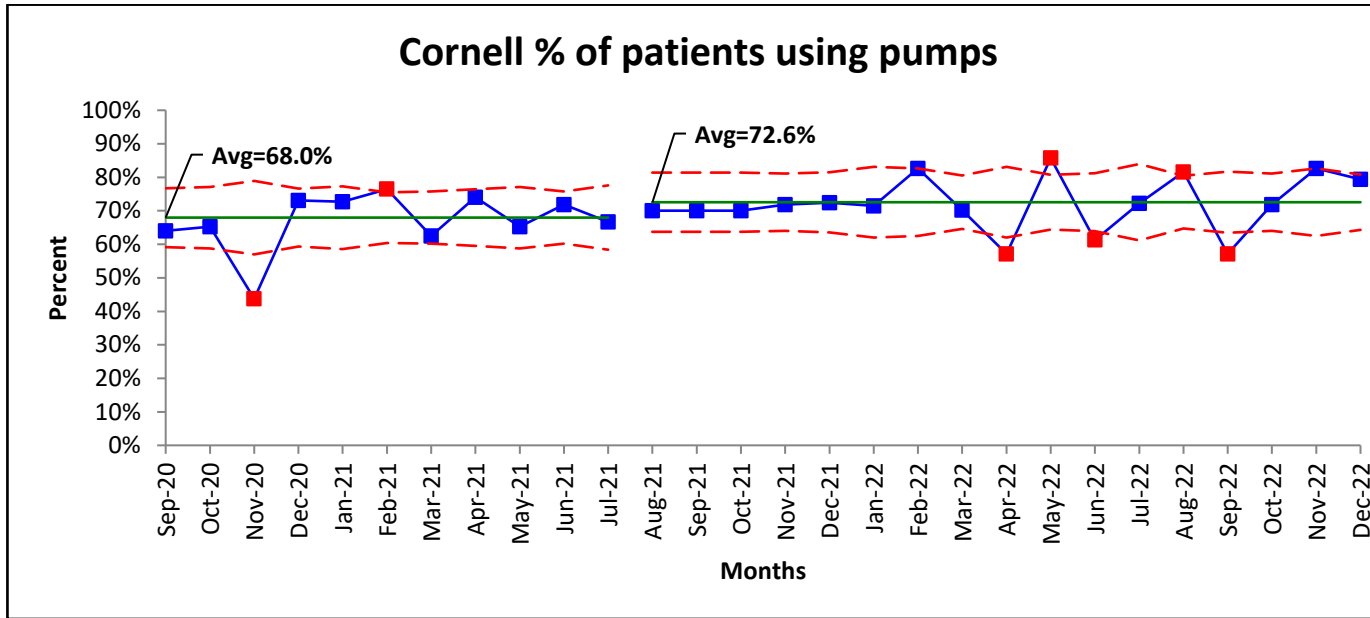


Desired Direction
P-chart



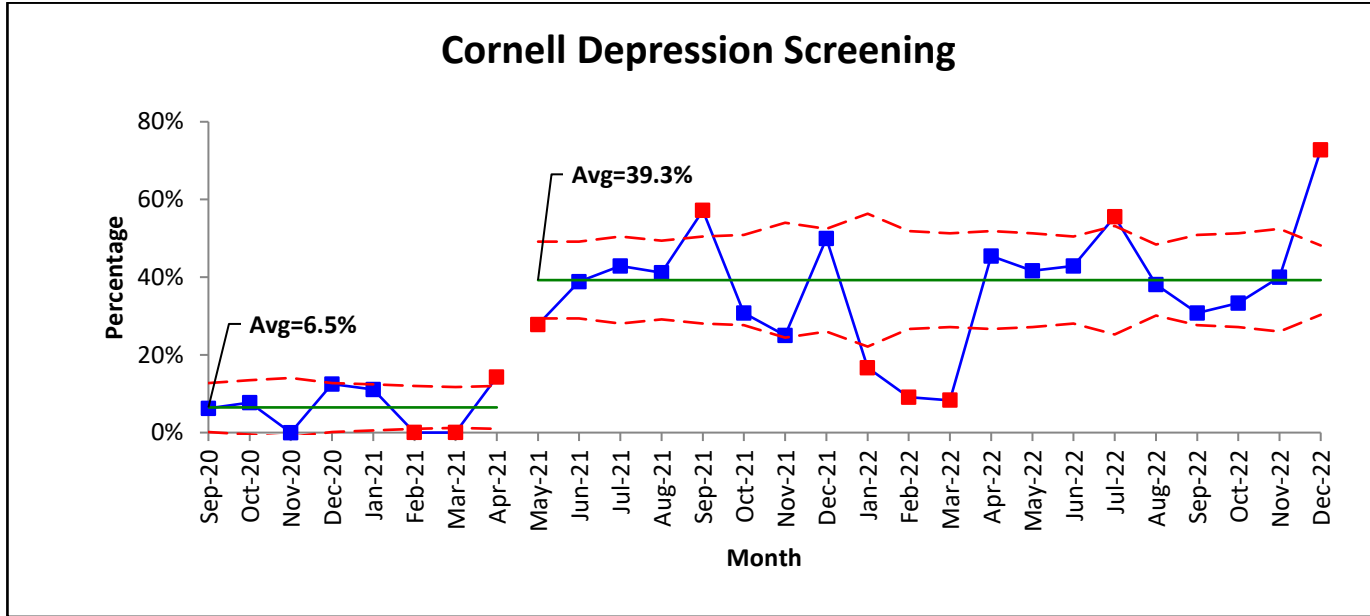
	2020				2021								2022															
	Sep	Oct	Nov	Dec	Jan	Feb	Mar	Apr	May	Jun	Jul	Aug	Sep	Oct	Nov	Dec	Jan	Feb	Mar	Apr	May	Jun	Jul	Aug	Sept	Oct	Nov	Dec
T1D Population	25	23	16	26	22	34	32	27	23	32	21	30	30	30	32	29	21	23	37	21	35	31	18	38	28	32	23	34
CGM users	16	14	11	19	17	22	21	15	15	22	12	18	22	20	23	19	19	20	26	16	29	25	10	32	20	26	19	24

Weill Cornell is ranked 11th among 24 T1DX-QI pediatric clinics on CGM use. The T1DX-QI goal is 70%.



	2020				2021								2022															
	Sep	Oct	Nov	Dec	Jan	Feb	Mar	Apr	May	Jun	Jul	Aug	Sep	Oct	Nov	Dec	Jan	Feb	Mar	Apr	May	Jun	Jul	Aug	Sept	Oct	Nov	Dec
T1D Population	25	23	16	26	22	34	32	27	23	32	21	30	30	30	32	29	21	23	37	21	35	31	18	38	28	32	23	34
Pump users	16	15	7	19	16	26	20	20	15	23	14	21	21	21	23	21	15	19	26	12	30	19	13	31	16	23	19	27

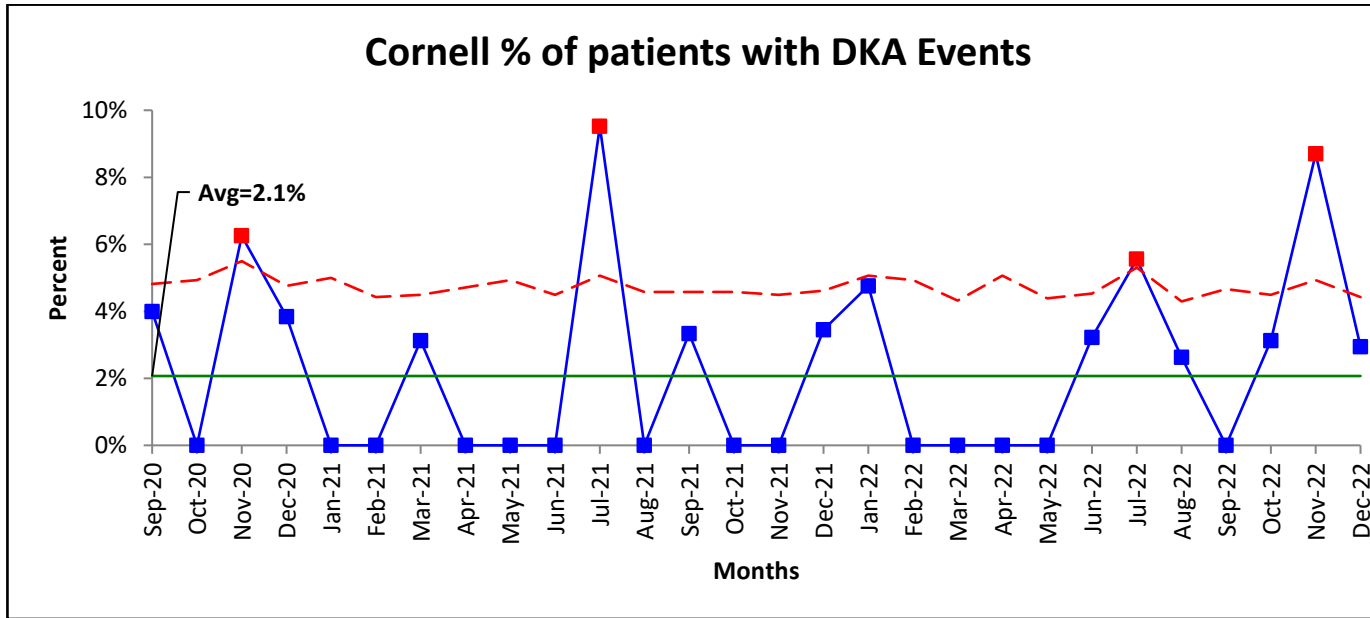
Weill Cornell is ranked 3rd among 24 T1DX-QI pediatric clinics on pump use. The T1DX-QI goal is 65%.



Desired Direction
 P-chart

	2020				2021												2022											
	Sep	Oct	Nov	Dec	Jan	Feb	Mar	Apr	May	Jun	Jul	Aug	Sep	Oct	Nov	Dec	Jan	Feb	Mar	Apr	May	Jun	Jul	Aug	Sept	Oct	Nov	Dec
Patients eligible for screening	16	13	11	16	18	21	23	21	18	18	14	17	14	13	8	10	6	11	12	11	12	14	9	21	13	12	10	22
Patients received screening	1	1	0	2	2	0	0	3	5	7	6	7	8	4	2	5	1	1	1	5	5	6	5	8	4	4	4	16

Weill Cornell is ranked 12th among 16 T1DX-QI pediatric clinics on depression screening. The T1DX-QI goal is 80%.

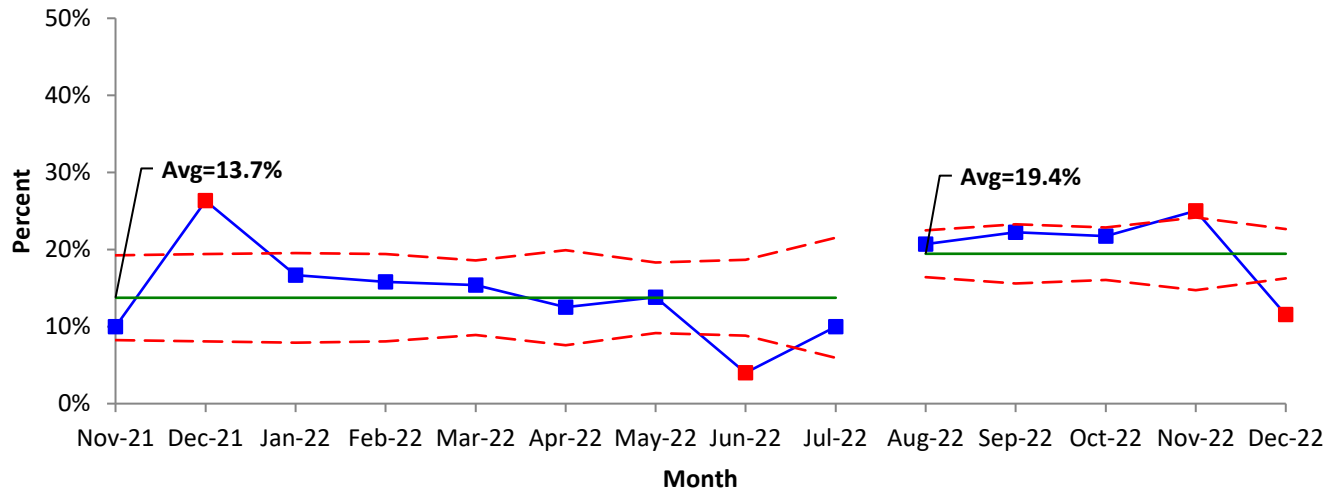


Desired Direction
P-chart

	2020				2021												2022											
	Sep	Oct	Nov	Dec	Jan	Feb	Mar	Apr	May	Jun	Jul	Aug	Sep	Oct	Nov	Dec	Jan	Feb	Mar	Apr	May	Jun	Jul	Aug	Sept	Oct	Nov	Dec
T1D Population	25	23	16	26	22	34	32	27	23	32	21	30	30	30	32	29	21	23	37	21	35	31	18	38	28	32	23	34
Patients with DKA events	1	0	1	1	0	0	1	0	0	0	2	0	1	0	0	1	1	0	0	0	0	1	1	1	0	1	2	1

Weill Cornell is ranked 9th among 14 T1DX-QI pediatric clinics on DKA events. The T1DX-QI goal is 6.3%.

Cornell % of patients with Time in Range

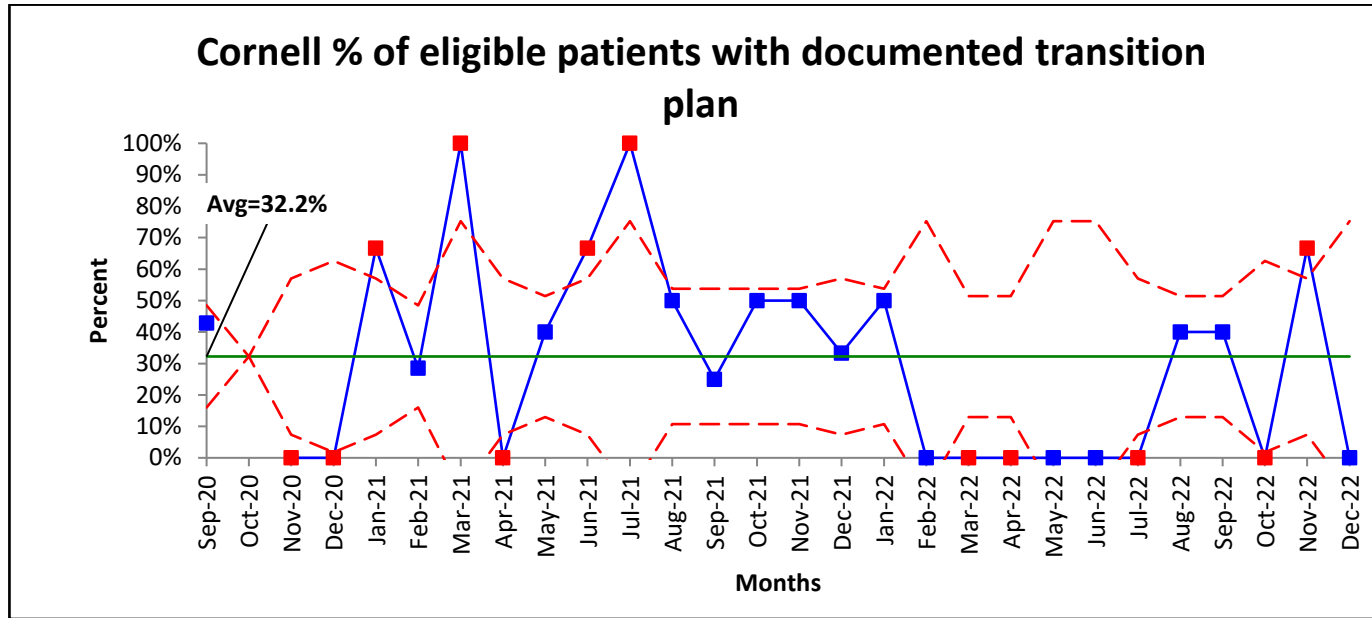


Desired Direction
P-chart



	2021		2022											
	Nov	Dec	Jan	Feb	Mar	Apr	May	Jun	Jul	Aug	Sept	Oct	Nov	Dec
Patients who wear CGM at least 70% of the time	20	19	18	19	26	16	29	25	10	29	18	23	12	26
Patients with Time in Range (70-180) >= 70%	2	5	3	3	4	2	4	1	1	6	4	5	3	3

Weill Cornell is ranked 4th among 7 T1DX-QI pediatric clinics on Time in Range. The T1DX-QI goal is 50%.



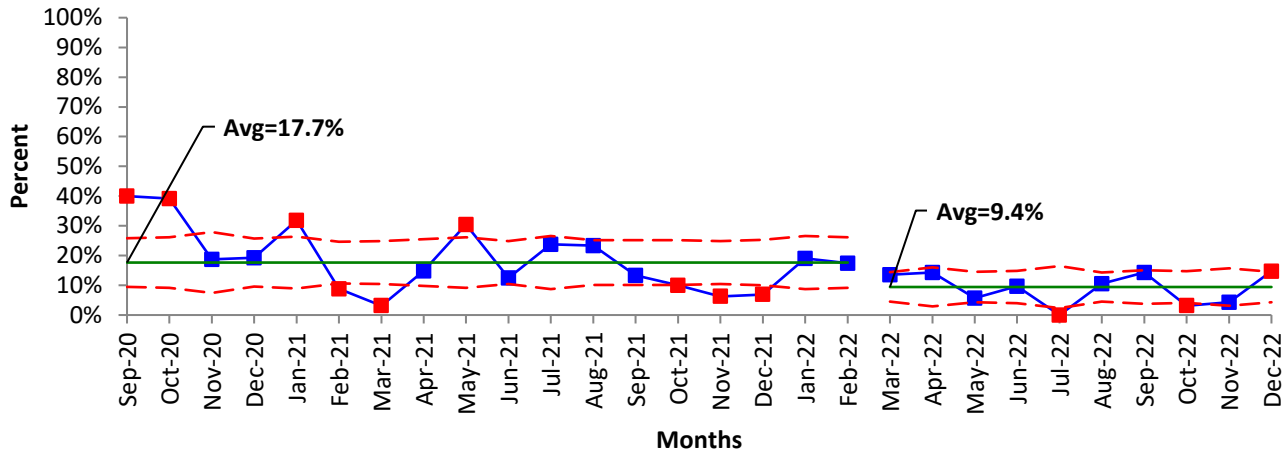
Desired Direction
P-chart



	2020				2021												2022											
	Sep	Oct	Nov	Dec	Jan	Feb	Mar	Apr	May	Jun	Jul	Aug	Sep	Oct	Nov	Dec	Jan	Feb	Mar	Apr	May	Jun	Jul	Aug	Sept	Oct	Nov	Dec
Patients eligible for plan	7	0	3	2	3	7	1	3	5	3	1	4	4	4	4	3	4	1	5	5	1	1	3	5	5	2	3	1
Patients with documented plan	3	0	0	0	2	2	1	0	2	2	1	2	1	2	2	1	2	0	0	0	0	0	0	2	2	0	2	0

Weill Cornell is ranked 4th among 5 T1DX-QI pediatric clinics on transition plans. The T1DX-QI goal is 10%.

Cornell % of patients with documented SDOH



Desired Direction
P-chart



	2020				2021								2022															
	Sep	Oct	Nov	Dec	Jan	Feb	Mar	Apr	May	Jun	Jul	Aug	Sep	Oct	Nov	Dec	Jan	Feb	Mar	Apr	May	Jun	Jul	Aug	Sept	Oct	Nov	Dec
T1D Population	25	23	16	26	22	34	32	27	23	32	21	30	30	30	32	29	21	23	37	21	35	31	18	38	28	32	23	34
Patients with documented plan	10	9	3	5	7	3	1	4	7	4	5	7	4	3	2	2	4	4	5	3	2	3	0	4	4	1	1	5

Weill Cornell is ranked 5th among 7 T1DX-QI pediatric clinics on SDOH screening. The T1DX-QI goal is 10%.